

RESTRICTED

SOVIET
ARMY UNIFORMS
1961

RESTRICTED

Crown Copyright Reserved

WO
CODE No.
9636

26/GS Trg. Publications/2473

RESTRICTED

The information given in this document is not to be communicated, either directly or indirectly, to the Press or to any person not authorized to receive it.

SOVIET ARMY UNIFORMS

1961

This pamphlet supersedes Uniforms and Insignia of the Soviet Army and Para-Military Forces 1955 (WO Code No. 8842)

Prepared under the direction of
The Chief of the Imperial General Staff

THE WAR OFFICE,
January, 1961

CONDITIONS OF RELEASE

(Applicable to copies supplied with War Office approval to Commonwealth and Foreign Governments)

1. This document contains classified UK information.
2. This information is disclosed only for official use by the recipient Government and (if so agreed by HM Government) such of its contractors, under seal of secrecy, as may be engaged on a defence project. Disclosure or release to any other Government, national of another country, any unauthorized person, the Press, or in any other way would be a breach of the conditions under which the document is issued.
3. This information will be safeguarded under rules designed to give the same standard of security as those maintained by HM Government in the United Kingdom.

AMENDMENTS

Amendment Number	By when amended	Date of insertion

DISTRIBUTION

(See catalogue of War Office Publications, Part II)

- Regular Army (All Arms) Scale C
 Territorial Army (All Arms) Scale B

FOREWORD

The purpose of this pamphlet is to provide all units and intelligence staffs with the means for quick and accurate identification of Soviet Army troops.

Uniforms of the Soviet Air Force and para-military forces are not included in this publication. The similarity of these uniforms and also those of shore-based Naval personnel and that worn by many state employees with uniforms of the Soviet Army should be noted. Great care is necessary to avoid confusion of identification

The information given in this pamphlet is based on Soviet Dress Regulations published in 1959 by the Ministry of Defence of the USSR.

SECTION	CONTENTS	PAGE
Foreword		(iii)
CHAPTER 1. — MILITARY RANKS		
1. Category and rank	1
2. Badges of rank	3
CHAPTER 2. — ARMS AND SERVICES		
3. Badges of arms and services	5
4. Arm and service colours	8
CHAPTER 3. — UNIFORMS		
5. Outline	11
6. Field uniforms	12
7. Everyday uniforms	36
8. Parade—walking out uniforms	48
CHAPTER 4. — MISCELLANEOUS UNIFORMS		
9. Uniforms of officer candidates	62
10. Uniforms of cadets	64
11. Uniforms of workmen in military construction detachments	66
12. Work dress in arms and services	68
CHAPTER 5. — TITLES, ORDERS, MEDALS AND BADGES		
13. General	70
14. Titles and orders	70
15. Medals	76
16. Badges	82
17. Rules for wearing decorations	84
APPENDICES		
1. Arm and service colours for items of uniform	86
2. Glossary of terminology	90

RESTRICTED

SOVIET ARMY UNIFORMS

CHAPTER 1

MILITARY RANKS

SECTION 1. — CATEGORY AND RANK

1. The structure of rank in the Soviet Army consists of five categories.
 - (a) Senior officers.
 - (b) Field officers.
 - (c) Junior officers.
 - (d) Non-commissioned officers.
 - (e) Men.
2. Military ranks within these categories, their usual appointments and the transliteration of Soviet terminology are shown in this table.

Category and rank	Transliteration	Usual appointments(2)
(a)	(b)	(c)
Senior officers		
Higher Command Personnel	Vysshii Komandnyi Sostav	
Marshal of the Soviet Union	Marshal Sovetskogo Soyuza	Minister of Defence Chief of the General Staff, etc.
Chief Marshal of Arm(1)	Glavnyi Marshal Roda Voisk	Director of an Arm
Marshal of Arm (1)	Marshal Roda Voisk	Director of an Arm
General of the Army	General Armii	Army Commander
Colonel General	General Polkovnik	Army Commander
Lieutenant General	General Leitenant	Army Chief of Staff
Major General	General Maior	Divisional Commander
Field officers		
Senior Command Personnel	Starshii Komandnyi Sostav	

Category and rank	Transliteration	Usual appointments (2)
(a)	(b)	(c)
Colonel	Polkovnik	Brigade or Regimental Commander
Lieutenant Colonel	Podpolkovnik	Battalion Commander 2IC of a Regiment
Major	Maior	Motor Rifle Battalion Commander 2IC of a Battalion
Junior officers		
Intermediate Command Personnel	Srednii Komandnyi Sostav	
Captain	Kapitan	Company, etc. Commander
Senior Lieutenant	Starshii Leitenant	2IC Company, etc.
Lieutenant	Leitenant	Platoon, etc. Commander
Junior Lieutenant	Mladshii Leitenant	Platoon or Tank Commander
Non-commissioned officers		
Junior Command Personnel	Mladshii Komandnyi Sostav	
Warrant officer/Senior NCO	Starshina	Sergeant-Major
Senior Sergeant	Starshii Serzhant	2IC Platoon, etc.
Sergeant	Serzhant	Detachment Commander
Junior Sergeant	Mladshii Serzhant	Section Commander
Men		
Rank and file	Ryadovoi Sostav	
Senior Soldier/Lance-Corporal	Efreitor	2IC Section
Private Soldier	Ryadovoi	

- Notes**
1. Chief Marshals and Marshals of Arm are found only in the Artillery, Armoured and Mechanised Troops, Engineers and Signals.
 2. The usual appointments shown for ranks are examples and there are many variations.

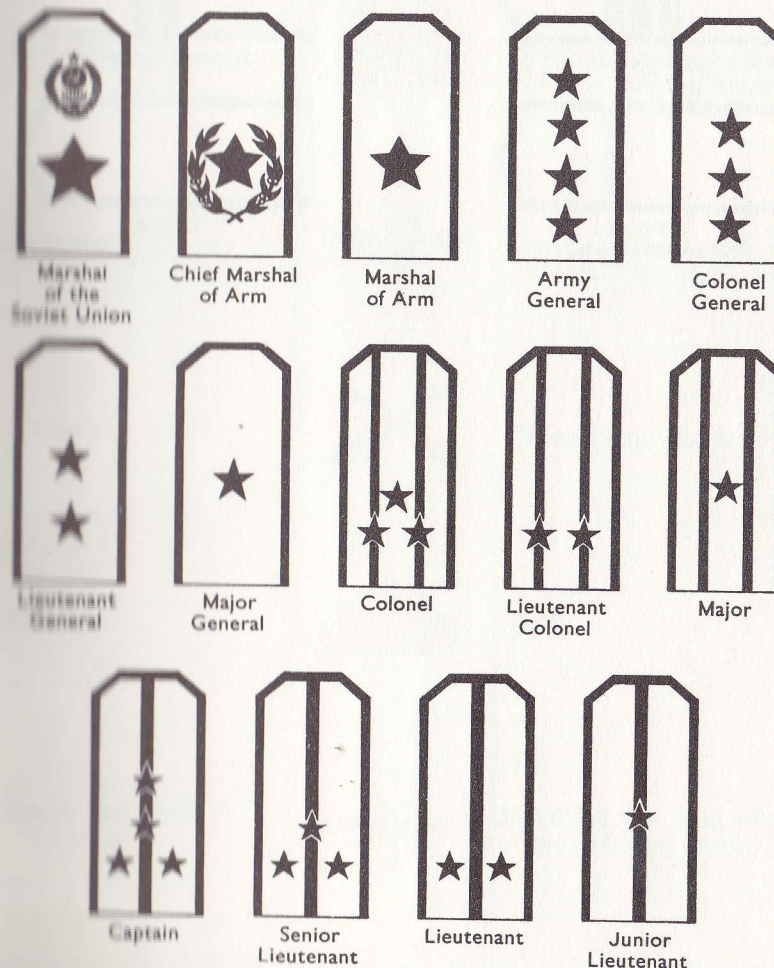
3. Soviet dress regulations are designed to make the uniforms of each category distinct. They achieve this not only by having badges of rank, but also as described in later Chapters, by the variety of uniforms and their adornments.

4. Officer cadets and SUVOROV School Cadets are not included in the structure of category and rank since they are special classes of soldiers. Both wear distinctive uniforms and officer cadets use the badges of rank of non-commissioned officers.

SECTION 2. — BADGES OF RANK

Officers

5. Officers' ranks are shown by the size, number and arrangement of stars combined with the centre stripes on shoulder-boards (**POGONY**). A table of officers' badges of rank is shown below. It should be noted that in addition to their stars of rank, Marshals of the Soviet Union wear the national arms, and Chief Marshals of Arm wear laurel leaves.



Other ranks

6. The table below shows the system of indicating non-commissioned officers' ranks on shoulder-boards.



Starshina
(Warrant Officer)




Sergeant




Yefreytor
(Lance Corporal)



Senior Sergeant



Junior Sergeant








Private






CHAPTER 2






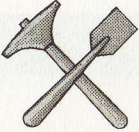
ARMS AND SERVICES

SECTION 3. — BADGES OF ARMS AND SERVICES

7. Badges of Arms and Services are shown in the following table.

Arm/Service	Badge	Description of badge
(a)	(b)	(c)
Motorised Rifle		Five-point star surrounded by two oak-leaf branches
Airborne		Open parachute with two aircraft in background
Artillery		Crossed gun barrels
Armour		Tank
Signals and Radio Technical		Small red star with wings and lightning flashes

Arm/Service	Badge	Description of badge
(a)	(b)	(c)
Engineer also AA Searchlight, Construction and Airfield Engineer, Engineer Repair and Maintenance, Mechanical-Assembly and Work Units		Bulldozer pictured on a circular saw superimposed on anchor and lightning flashes
Motor Transport and Military Roads Units		Vehicle wheels with steering gear and wings
Railway Troops and Military Communica- tions Service		Small red star with anchor, wings, hammer and adjustable wrench
Chemical Engineer- Technical of all arms Fuel Supply } Fire Fighting } Technical Pipe-laying Units } Schools		Adjustable wrench and hammer
Military Topography		Small red star with adjustable wrench and hammer

Arm/Service	Badge	Description of badge
(a)	(b)	(c)
Intendance and Administrative		Silver five-point star surrounded by two oak-leaf branches
Veterinary		Silver goblet with a serpent
Medical		Goblet with a serpent
Justice		Shield with two swords
Bands		Lyre
Workmen of Military Construction Detachments		Silver pick and shovel

8. It should be noted that all these badges are golden except those of the Intendance, Administrative and Veterinary Services and of the workmen of Military Construction Detachments.





9. For active service, khaki coloured badges are also worn.



SECTION 4. — ARM AND SERVICE COLOURS

10. In peace-time, a simple system of arm and service colours is worn on most items of uniform, and aids quick recognition.

11. Generally, arms and services have a predominant colour and in most cases, a second colour which is less noticeable used for trimmings. The system is therefore one of a combination of colours.

12. This table shows the colours worn by the various arms and services. A complete table of the colours of separate items of uniform is given at Appendix 1. A study of this is not necessary until the variety of uniforms has been examined.

Predominant colour	Second colour	Arm/Service
(a)	(b)	(c)
MAGENTA 	MAGENTA	Motorised Rifle Intendance Justice
BLACK 	RED 	Artillery Armour Motor Transport including motor transport units of every Arm
BLACK	DARK BLUE 	Engineer, Road, Construction and Pipe Laying Units Signals Radio Technical Military Topography AA Searchlight Railway Troops excluding officers Fuel Supply Fire Fighting } Technical Schools





Predominant colour	Second colour	Arm/Service
(a)	(b)	(c)
BLACK	LIGHT BLUE 	Military Communications Service Officers of Railway Troops
BLACK	BLACK	Chemical
BLACK		Workmen in Military Construction Detachments
DARK GREEN 	RED	Medical Officers Veterinary Officers Administrative Officers
LIGHT BLUE	LIGHT BLUE	Airfield Engineer (Also worn by all Air Force personnel)
(According to the Arm in which they serve)		Engineer-Technical NCOs Medical, Veterinary and Administrative



SECTION 4. — ARM AND SERVICE COLOURS

10. In peace-time, a simple system of arm and service colours is worn on most items of uniform, and aids quick recognition.

11. Generally, arms and services have a predominant colour and in most cases, a second colour which is less noticeable used for trimmings. The system is therefore one of a combination of colours.

12. This table shows the colours worn by the various arms and services. A complete table of the colours of separate items of uniform is given at Appendix 1. A study of this is not necessary until the variety of uniforms has been examined.

Predominant colour	Second colour	Arm/Service
(a)	(b)	(c)
MAGENTA 	MAGENTA	Motorised Rifle Intendance Justice
BLACK 	RED 	Artillery Armour Motor Transport including motor transport units of every Arm
BLACK	DARK BLUE 	Engineer, Road, Construction and Pipe Laying Units Signals Radio Technical Military Topography AA Searchlight Railway Troops excluding officers Fuel Supply Fire Fighting Technical Schools

Predominant colour	Second colour	Arm/Service
(a)	(b)	(c)
BLACK	LIGHT BLUE 	Military Communications Service Officers of Railway Troops
BLACK	BLACK	Chemical
BLACK		Workmen in Military Construction Detachments
DARK GREEN 	RED	Medical Officers Veterinary Officers Administrative Officers
LIGHT BLUE	LIGHT BLUE	Airfield Engineer (Also worn by all Air Force personnel)
(According to the Arm in which they serve)		Engineer-Technical NCOs Medical, Veterinary and Administrative

CHAPTER 3

UNIFORMS

SECTION 5. — OUTLINE

13. Four types of uniform are worn on different occasions.
 - (a) Parade on Duty.
 - (b) Parade — Walking Out.
 - (c) Everyday.
 - (d) Field.
14. Except for Field dress, the uniform styling is quite distinctive for officers and extended service non-commissioned officers who form the regular cadre of the Soviet Army. Conscripts have only three kinds of uniform, two of which have dual functions.
 - (a) Parade — Walking Out.
 - (b) Everyday — Field.
 - (c) Work Dress.
15. There is no numbering system for these uniforms which are each subdivided into Summer and Winter dress. The nomenclature used defines the purpose of each type of uniform.
16. The uniforms are illustrated and explained in the rest of this chapter in the reverse of the order given in paragraph 13. The general rules for the wearing of uniform are shown in the notes to **Appendix 1**. A glossary of terminology with Russian transliteration is in **Appendix 2**.

SECTION 6. — FIELD UNIFORMS

Summer uniforms

17. *Officers' in temperate climates.* Figure 1.

(a) **CAP**

The cap, chinstrap, buttons and oval cap badge are completely khaki. The oval cap badge is worn only by officers.

(b) **BLOUSE (GIMNASTYORKA)**

The blouse is khaki and has a high collar. Medal ribbons and badges are worn. Collar and cuffs may be unbuttoned on the march.

(c) **SHOULDER BOARDS**

The shoulder boards are khaki and are detachable. Details are shown later in this Section. The only recognition features are on the shoulder boards. Rank is shown by khaki stars and the arm of service by the coloured centre stripe(s) and khaki badge.

(d) **SAM BROWNE BELT**

The leather Sam Browne belt is of familiar pattern. Its function is to carry a pistol holster worn on the right hip, and accoutrements. The plain buckle shown is not worn by generals and marshals who wear instead a buckle with a brass five-point star in the centre.

(e) **BREECHES**

The breeches are plain khaki and have no piping.

(f) **BOOTS**

The boots are regulation black leather high boots.

(g) **GLOVES**

Brown gloves may be worn.

18. *Officers' tropical.* Figure 2.

(a) **HAT**

The hat is a wide-brimmed panama in khaki with a chinstrap.

(b) **BLOUSE AND BREECHES**

The material is similar to khaki drill. Whilst the high collar is retained on the blouse, the sleeve cuffs are loose.




Fig. 1

Officers' summer field uniform
for temperate climates.




Fig. 2

Officers' tropical summer
field uniform.

19. *Extended service non-commissioned officers'*. Figure 3. This differs from officers' uniforms shown in figures 1 and 2 in the following details:—

(a) **CAP**

This is the khaki field service cap (**PILOTKA**). A red star badge is worn on both this cap and the panama hat.

(b) **SHOULDER BOARDS**

Rank bars are red. The arm of service badge is the only means of recognition.

20. *Officers' rain cape*. Figure 4. The rain cape is of khaki waterproof material and has a hood attached. It is worn by all officers and extended service non-commissioned officers. The style is distinctive from the rain cape worn by conscripts which is shown at Figure 7. It may be worn over any form of uniform including greatcoat and special winter clothing. On parade the rain cape is rolled and carried on the shoulder strap; off parade it may be carried over the left arm.




Fig. 3

Extended service non-commissioned officers' summer field uniform.

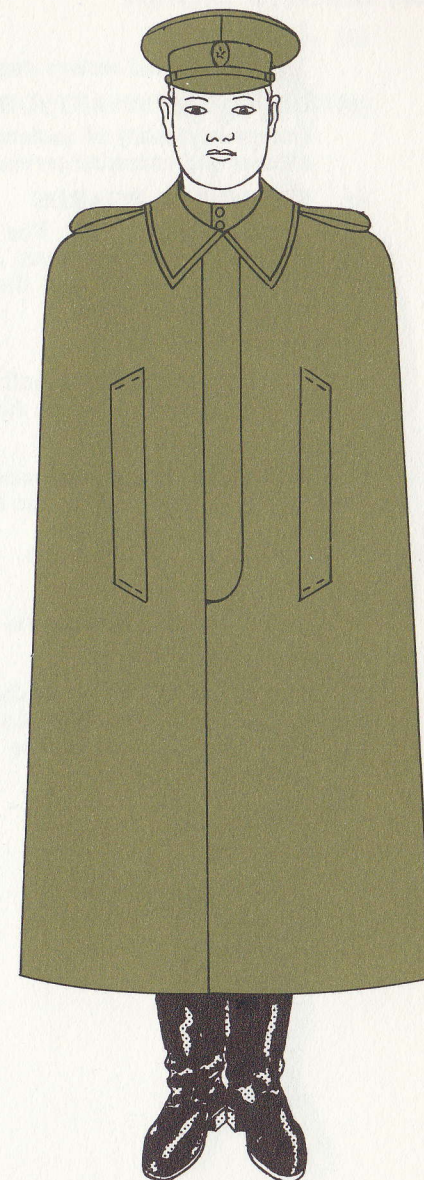


Fig. 4

Officers' rain cape worn with summer field uniform.

21. *Conscripts' in temperate climates.* Figure 5. This is also the everyday uniform for conscripts.

(a) **CAP**

This is the field service cap (**PILOTKA**), with red star badge.

(b) **BLOUSE (GIMNASTYORKA)**

Except in quality of material, this is the same as that worn by officers and extended service non-commissioned officers.

(c) **SHOULDER BOARDS**

These are detachable. The shape of the top is different and the size slightly bigger than those shown in previous figures. Rank bars are red and the arm of service badge is the only means of recognition.

(d) **BELT**

The regulation brown leather belt has a brass buckle on which is a five-point star with the hammer and sickle in the centre.

(e) **BREECHES**

The khaki breeches are worn tucked into the high black boots. They are reinforced at the knees.

22. *Conscripts' tropical.* Figure 6.

(a) **HAT**

The hat is a khaki panama with chin strap and red star badge.

(b) **BLOUSE**

The blouse is similar to the **GIMNASTYORKA** except that it has a turn-down collar. In cool weather the collar is buttoned up. The material of the blouse and breeches is similar to khaki drill.




Fig. 5

Conscripts' summer field uniform
for temperate climates.




Fig. 6

Conscripts' tropical summer
field uniform.

23. *Conscripts' rain cape — ground sheet.* Figure 7. The material is khaki waterproof. A hood is attached and it has five buttons on the front flap. The rules for wearing this are the same as those for the officers' rain cape in Figure 4. When wearing equipment the rain cape is carried either in the rucksack or if this is not worn, on the back strap of the shoulder harness as shown in Figures illustrating battle order.

24. *Women officers'.* Figure 8.

(a) **HAT**

This is a khaki beret with a khaki oval cap badge.

(b) **DRESS**

The dress is khaki woollen fabric. Shoulder boards and Sam Browne belt are similar to those worn by male officers. Medal ribbons and badges are worn.

(c) **FOOT WEAR**

Light brown stockings are worn with black leather high boots.

(d) **ACCESSORIES**

Brown gloves and the officers' rain cape may be worn.




Fig. 7

Conscripts' rain cape —
ground sheet.




Fig. 8

Women officers' summer
field uniform.

Winter uniforms

25. Marshals' and Generals'. Figure 9.

(a) HAT

General officers and full colonels wear the grey high fur hat (PAPAKHA). The top of the hat is coloured according to arm or service and there are two gold stripes placed crosswise on it. The colour of the top is the same as the colour of the gorget patches on the greatcoat. The colour code for marshals and generals is at (d) below. Colonels wear the predominant colour of their arm or service. The cap badge is of gilt and oval shaped with red star in the centre.

(b) GREATCOAT

The greatcoat (SHINEL) is dark grey in colour. Collar edges, outer seam, pocket flaps and cuffs are piped in red for all marshals and generals except those of Engineer, Signal and Technical Troops and Intendance Service who wear magenta piping. It is worn over summer field uniform.

(c) SHOULDER BOARDS

The field shoulder boards are normally sewn on. The colour of the piping is the same as the greatcoat piping and follows the rule given in (b) above.

(d) GORGET PATCHES

Gorget patches are piped with gold thread. The colour code for marshals' and generals' gorget patches varies from the rules for arm and service colours. The code is explained in this table:—

RED Marshals of the Soviet Union.
Marshals and generals of Motorized Rifle Troops and Legal Service.

BLACK Marshals and generals of Artillery and Armoured Troops.

MAGENTA Marshals and generals of Technical, Engineer and Signal Troops and Intendance Service.

DARK GREEN Generals of Medical and Veterinary services.
Oak leaves are worn on the gorget patches of Marshals of the Soviet Union, all other marshals and generals wear laurel leaves.

(e) SAM BROWNE BELT

The five-point star buckle worn by general officers is shown.

(f) MISCELLANEOUS ITEMS

A grey scarf and brown gloves are worn.

26. Officers'. Figure 10.

(a) HAT

The hat is the grey fur cap with ear flaps (SHAPKA USHANKA) with gilt oval cap badge. The top is not coloured.

Greatcoat see Page 22




Fig. 9

Marshals' and generals'
winter field uniform.




Fig. 10

Officers' winter field uniform.

(b) **GREATCOAT**

This is dark grey and has no piping. It is worn over summer field uniform. Shoulder boards are the field pattern and are sewn on. Gorget patches are of the predominant arm or service colour and gilt arm or service badges are worn on them.

(c) Other items worn are the same as shown for Figure 9.

Extended service non-commissioned officers also wear this uniform. The only differences are the shoulder boards and the red star cap badge.

27. *Conscripts'*. Figure 11.

(a) **CAP**

The cap is the grey **SHAPKA USHANKA** with red star badge.

(b) **GREATCOAT**

The grey greatcoat is plain with no buttons visible. It is worn over the summer field uniform.

(c) **SHOULDER BOARDS**

The khaki field shoulder boards are detachable. Arm or service badges are not worn on them.

(d) **GORGET PATCHES**

The gorget patches are of the predominant arm or service colour, unpiped and have the arm or service badge at the top.

(e) **OTHER ITEMS**

Regulation brown leather belt and brown gloves are also worn.

28. *Women officers'*. Figure 12.

(a) **HAT**

The hat is a plain steel grey fur hat with oval cap badge.

(b) **GREATCOAT**

This is a plain pattern dark grey in colour. It has khaki field shoulder boards and is worn with the Sam Browne belt over summer field uniform.

(c) **OTHER ITEMS**

A grey scarf and brown gloves are worn.




Fig. 11

Conscripts' winter field uniform.




Fig. 12

Women officers' winter field uniform.

Battle uniforms and equipment

29. *Infantry in light summer battle order.* Figures 13 and 14.

(a) **STEEL HELMET**

The shape is the principal feature for recognition.

(b) **EQUIPMENT**

The belt and shoulder harness may be leather, imitation leather or plastic covered webbing. The equipment worn is duck and includes a twin pocket grenade bag, flask in fabric case, shovel and carrier, ammunition pouches or magazine carrier, respirator carrier, case for protective clothing and oil can holder. The belt buckle is steel. The respirator carrier clips onto rings fitted to the shoulder harness. The shoulder harness is worn over the shoulder boards. First aid kit is carried in the left hand pocket of the blouse.

(c) **UNIFORM**

The uniform shown is the summer field uniform for conscripts. Greatcoat and rucksack are carried in transport.




Fig. 13

Sub-machine gunner in
light summer battle order.




Fig. 14

Rear view of Fig. 13.

30. *Infantry in full summer marching order.* Figure 15.

(a) **CAP**

The **PILOTKA** is normally worn and the steel helmet is carried in the rucksack.

(b) **EQUIPMENT**

In addition to the equipment shown in Figures 13 and 14, the rucksack is carried. It has a separate harness which is worn over the normal shoulder harness and it has a breast strap (shown in Figure 16). The greatcoat is rolled and strapped onto the rucksack. The rucksack is waterproof and carries steel helmet, ground sheet, foot cloths, rations with a kettle, tin mug, personal effects and in the outside pocket, toilet articles.

31. *Infantry in full winter marching order.* Figure 16. This consists of normal winter field uniform with equipment worn over the greatcoat. The breast strap of the rucksack harness is shown.

32. *Infantry winter battle order.* This is the same as winter marching order as shown in Figure 16, except that the steel helmet is worn in place of the fur cap. Without the rucksack, light winter battle order requires the same equipment shown in Figures 13 and 14 worn over the greatcoat.




Fig. 15

Rifleman in full summer
marching order.




Fig. 16

Rifleman in full winter
marching order.

33. *Armoured Troops.* Figure 17.

(a) **TANK HELMET**

The black helmet worn by tank troops is primarily a headset helmet with a throat microphone for wireless communication. The protective ribs for the brow, top of the head and temples give the helmet a distinctive shape. The winter helmet has fur lining.

(b) **OVERALLS**

The overalls are made of black hard-wearing material. They are single piece garments which button up the front and have pocket on the left breast and right thigh but no shoulder boards. They are worn over field uniform and with the trousers tucked into the boots.

(c) **OTHER ITEMS**

Other ranks wear the brown leather belt with steel buckle. Officers wear Sam Browne belts.

34. *Airborne Troops.* Figure 18.

(a) **HELMET**

The tight fitting airborne helmet is either of khaki cloth or black leather.

(b) **OVERALLS**

The khaki overalls are worn over field uniform and the trousers are normally tucked into the boots. The design is similar to that of the tank crew overalls.

(c) **OTHER ITEMS**

In place of the greatcoat, a short waterproof khaki jacket with a brown fur collar is worn.




Fig. 17

Armoured Troops'
battle uniform.




Fig. 18

Airborne Troops'
battle uniform.

35. *Summer camouflage.* Figure 19. The design of the camouflage suit is similar to that of the overalls for tank crews. There are two types of suit which are worn over field uniform.

- (a) *Reversible.* This is the heavier of the two types. It has a mottled green, brown and yellow printed pattern on one side and is sandy coloured on the reverse. It is designed for use in both broken and wooded terrain and in desert.
- (b) *Non-reversible.* This has only the mottled pattern.

Both types of camouflage suit have a hood attached which covers the headdress. A face mask is carried in the hip pocket. Loops sewn on irregularly allow natural camouflage to be attached as required.

36. *Winter camouflage.* Figure 20. One or two-piece light-weight white suits are worn over winter battle order. The hood fits closely around the face. The trousers are normally worn outside the boots. White mittens are also worn.

37. *Special winter clothing.* For operations in very cold weather special winter clothing is issued. Items available are:—

- (a) *Quilted suits.* These are khaki coloured two-piece suits.
- (b) *Sheepskin coats.* These are full length or three-quarter length coats worn with fleece inwards. They are worn over field uniform or quilted suits for exceptionally exposed duties.
- (c) *Winter boots.* These are high boots either of rolled felt (VALENKI) or a combination of rubber lined with felt.
- (d) *Fur-lined mittens.* These have two or three fingers and may be white.



Fig. 19
Summer camouflage.



Fig. 20
Winter camouflage.

Field shoulder boards

38. *Officers'*. Figure 21.

(a) **BACKGROUND**

Marshals' and generals' shoulder boards have a braided khaki background while those of all other officers have a plain khaki background.

(b) **PIPING**

Only marshals' and generals' shoulder boards are piped. Engineer, Signal and Technical marshals and generals have a magenta piping on their shoulder boards. All other marshals and generals wear red piping. The stars of marshals' shoulder boards are also piped.

(c) **BADGES OF RANK**

Marshals' and generals' stars and laurel leaves are khaki and are embroidered. Other officers wear khaki metal stars.

(d) **BADGES OF ARM OR SERVICE**

Marshals of the Soviet Union wear the coloured embroidered national arms. Chief marshals and marshals of arm wear embroidered khaki badges of arm. Other officers wear khaki metal badges.

(e) **CENTRE STRIPES**

Field and junior officers' centre stripes are coloured according to the second colour of arm or service shown in the table at paragraph 12 with the following exceptions:—Officers of **BLACK/DARK BLUE** and **BLACK/LIGHT BLUE** troops wear **BLACK** centre stripes. Officers of Justice wear **RED** centre stripes in place of magenta.

(f) **BUTTONS**

Buttons are khaki coloured. Marshals' and generals' buttons have the national arms embossed on them. Other officers' buttons are embossed with a five-point star having a hammer and sickle in the centre.

39. *Other ranks'*. Figure 22.

(a) **BACKGROUND**

The background is khaki. The shape of extended service non-commissioned officers' shoulder boards is the same as that of officers' shoulder boards. Conscripts' shoulder boards are shaped differently.

(b) **BADGES OF RANK**

Badges of rank of non-commissioned officers are coloured red.

(c) **BADGES OF ARM OR SERVICE**

Badges of arm or service are khaki coloured metal. They are worn above the insignia of rank.

(d) **BUTTONS**

These are the same as those worn by field and junior officers.



Fig. 21 Officers' field shoulder boards.




Fig. 22 Other ranks' field shoulder boards.

Gorget patches for greatcoats

40. *Marshals' and Generals'*. Figure 23.

(a) **BACKGROUND**

The colour of the background depends on the arm or service. The rules are given in paragraph 25(d).

(b) **PIPING AND INSIGNIA**

The piping and insignia are gold except those of Medical, Veterinary and Legal Services which are silver. Marshals of the Soviet Union wear golden embroidered oak leaves.

41. *Officers' and other ranks'*. Figure 24.

(a) **BACKGROUND**

The predominant arm or service colour forms the background. The table at paragraph 12 shows the rules.

(b) **BADGES**

Gilt or silver metal badges of arm or service are worn on them. It should be noted that when badges of arm or service are shown on gorget patches they are not shown on shoulder boards.



Motorized Rifle Troops.



Artillery and Armoured Troops



Technical Troops (Engineer and Signals) and Intendance Service



Medical and Veterinary Services

Fig. 23 Marshals' and Generals' gorget patches for greatcoats.



Motorized Rifle Troops.



Airborne Infantry.



Tank Troops.



Signals and Radio Technical Troops



Medical Service.



Administrative Service.

Fig. 24 Officers' and other ranks' gorget patches for greatcoats.

SECTION 7. — EVERYDAY UNIFORMS

Summer uniforms

42. *Marshals' and Generals'*. Figure 25. This uniform is for use in temperate climates and is designated as Summer I.

(a) **CAP**

The everyday peaked cap is khaki with the outer top piped and a coloured cap band. The rules for recognition of colours are given in (e) below. Buttons, chin strap and oval cap badge are gilt. The peak is of black patent leather.

(b) **JACKET (KITEL)**

The jacket is double-breasted and is khaki. It is worn with a khaki shirt and tie. The collar and cuffs and shoulder boards are piped and oak or laurel leaves are worn on the collar. Medal ribbons and badges are worn. Shoulder boards are sewn on and are similar to field shoulder boards except that badges of rank are gilt with piping. These are described in detail in paragraph 56.

(c) **TROUSERS**

Dark blue trousers with broad stripes running down the outer seams are worn with black shoes.

(d) **OTHER ITEMS**

Breeches and high boots, and Sam Browne belt may be worn with this uniform instead of field uniform for drill exercises. Brown gloves may be worn and also the summer parade-walking out overcoat with a cloth belt. This is described in Section 8.

(e) **RULES FOR COLOURS**

All piping of cap, collar, cuffs, shoulder boards and trousers' stripes is **RED** except for marshals and generals of Technical, Engineer and Signal Troops and Intendance Service when this is **MAGENTA**.

Cap bands are coloured according to the rules for gorget patches which are given in paragraph 25(d).

43. *Marshals' and Generals'*. Figure 26. This uniform is designated as Summer II and is for use in tropical climates. The style is similar to that of the Summer I uniform. Cap, jacket, shirt and tie are light grey. Collar badges are gilt and parade-walking out shoulder boards are worn. These are described at the end of Section 8.




Fig. 25

Marshals' and Generals'
everyday uniform Summer I.




Fig. 26

Marshals' and Generals'
everyday uniform Summer II.

44. *Officers'*. Figure 27.

(a) **CAP**

The khaki peaked cap is similar to the style shown in Figures 25 and 26. It has a black leather chin strap and the band and piping are in arm or service colours. The colour code is shown below at (e).

(b) **JACKET**

The khaki jacket is single-breasted and is worn with a khaki shirt and tie. Gorget patches are not piped. They have arm or service badges on them and are coloured according to arm or service. See (e) below. Medal ribbons and badges are worn.

(c) **SHOULDER BOARDS**

The shoulder boards are khaki and are sewn on. Gilt stars of rank are worn. Full details are given in paragraph 56.

(d) **BREECHES**

Dark blue breeches with stripes on the outer seams coloured according to arm or service are worn with high boots. Dark blue trousers may be worn with black shoes.

(e) **COLOUR CODE**

Cap band and gorget patches are the predominant colour of arm or service. Piping on the cap and breeches or trousers is the second colour. The colour of the centre stripes of shoulder boards follows the rules given in paragraph 38(e).

45. *Extended Service Non-Commissioned Officers'*. Figure 28. Apart from the red star cap badge worn in place of the oval cap badge and the red bands of rank on the shoulder boards, this uniform is the same as that shown in Figure 27. The dark blue trousers worn with shoes are illustrated.

46. *Conscripts'*. The uniform shown at Figure 5 is designated everyday-field and performs this dual purpose.




Fig. 27

Officers' summer everyday uniform.




Fig. 28

Extended Service Non-Commissioned Officers' summer everyday uniform.

47. *Women officers'* Figure 29.

(a) **HAT**

The hat is a dark blue beret with a gilt oval cap badge.

(b) **JACKET**

The cut of the khaki jacket is similar to that of the jacket worn by male officers. The jacket is worn with a khaki shirt and tie. The rules for colours of gorget patches and centre stripes of shoulder boards have been given in paragraphs 38(e) and 44(e). Medal ribbons and badges are worn.

(c) **SKIRT AND ACCESSORIES**

The skirt is dark blue. Stockings are light brown and shoes are black. Brown gloves may be worn.

48. *Shirt-sleeve order.* Officers are permitted to wear a form of shirt-sleeve order when working in offices or when off duty in unit lines. This type of uniform is shown in Figures 30-32. The soft shoulder boards are detachable and the shirt may be worn under the everyday uniform jacket.

49. *Women officers' shirt-sleeve order.* Figure 30. The khaki top shirt is worn with a khaki tie. The soft shoulder boards are of the same material as the shirt. Stripes and insignia are the same as those on the shoulder boards of the everyday uniform jacket, but the service badge is worn as on field shoulder boards.



Fig. 29

Women officers' summer
everyday uniform.




Fig. 30

Women officers'
shirt-sleeve order.

50. *Marshals' and Generals' shirt-sleeve order.* Figure 31.

(a) **TOP SHIRT (VERKHNAYA RUBASHKA)**

The shirt, tie and shoulder boards are light grey. The waist band of the shirt is worn outside the dark blue trousers. When necessary, the jacket of the Summer II uniform shown in Figure 26 is worn over the top shirt.

51. *Officers' shirt-sleeve order.* Figure 32. Except that the colour of the top shirt, tie and soft shoulder boards is khaki, the style of the shirt-sleeve order worn by officers is the same as that worn by marshals and generals. The everyday uniform jacket is worn over this shirt when necessary.




Fig. 31

**Marshals' and Generals'
shirt- sleeve order.**




Fig. 32

Officers' shirt-sleeve order.

Winter uniforms

52. *Officers' and Extended Service Non-Commissioned Officers'*. The normal everyday winter uniform consists of a fur hat and the everyday-field dark grey greatcoat which is worn without a belt and with the lapels turned down, over the everyday uniform. The fur hat and greatcoat are the same as those illustrated in Section 6.

53. Marshals and generals are permitted to wear a steel-grey fur lined greatcoat with a grey astrakhan collar, (BEKESHA) and high felt boots. This uniform is shown in Figure 33.

54. The parade-walking out greatcoats which are described in Section 8 may be worn by all officers instead of the everyday-field greatcoat.

55. *Women officers'*. Figure 34. A cloth belt is worn with the overcoat and ankle boots in place of shoes. Since this overcoat has no gorget patches, the service badge is worn on the shoulder boards.




Fig. 33

Marshals' and Generals'
winter everyday uniform
in cold climates.




Fig. 34

Women officers'
winter everyday uniform.

Everyday shoulder boards

56. *Officers' and Extended Service Non-Commissioned Officers'*. Figure 35. Everyday shoulder boards are sewn on to everyday jackets. The shape of the illustrations depicts this fact. They differ from field shoulder boards in that no badges of arm or service are worn on them since these are displayed on gorget patches. This is the case also for all greatcoat shoulder boards when greatcoats have gorget patches. Women officers' overcoats do not have gorget patches and the badge of service is therefore on the shoulder boards. Top shirts also have arm or service badges on the soft shoulder boards for the same reason. Apart from being sewn on, and having no badges of arm or service on them, everyday shoulder boards have all insignia in gilt, except the coloured national arms. The rules for piping, its colour and that of centre stripes are the same as those given in paragraph 38 for field shoulder boards.

57. *Other ranks'*. Since the everyday uniform is the same as the field uniform, the shoulder boards of other ranks are the same as those shown in Figure 22 for everyday jackets.

58. Gorget patches on everyday jackets are smaller than the gorget patches worn on greatcoats but in all other respects they are the same as those illustrated in Figure 24.

59. Marshals and generals do not wear gorget patches on their everyday tunics. Oak or laurel leaf insignia as shown in Figure 36 are worn directly on the collar. For Summer I the insignia are khaki, for Summer II they are gilt.

Badges for everyday headdress

60. Figure 37 shows the oval and red star badges worn with everyday headdress. The oval badge is the same design as that worn by officers with field uniform. In place of the khaki colour, the edge is gilt and the red star is on a white background. Marshals' and generals' cap badges have the red star on a gilt background. There are two sizes of red star badge worn by other ranks. The larger is worn on peaked caps and fur hats with ear flaps, while the smaller is worn on field service caps and panama hats.




Fig. 35 Officers' and Extended Service Non-Commissioned Officers' everyday shoulder boards.



Fig. 36 Marshals' and Generals' collar insignia for everyday uniform.

Fig. 37 Badges for everyday headdress.

SECTION 8. — PARADE-WALKING OUT UNIFORMS

Occasions when worn

61. *Parade on duty uniform.* This is worn on the following occasions:-
- When taking part in a parade.
 - At presentations of orders or colours to units or formations.
 - At ship-launching ceremonies.
 - When receiving government awards.
 - When reporting personally to the immediate superior officer to be given a posting, promotion or an award.
 - When taking the military oath.
 - On honour-guard duty.
 - On annual festive days of units.
62. *Parade-Walking Out uniform.* Apart from occasions when this uniform is worn by order of a superior headquarters, it is worn as follows:-
- On the anniversaries of the revolution, 7th November, the workers' international solidarity, 1st May, the Soviet Army and Navy, 22nd February.
 - When attending sessions of the Supreme Soviet of the USSR and of the Supreme Soviets of union republics.
 - At festive and jubilee meetings, official receptions, and in theatres.

Summer parade on duty uniform

63. *Marshals' and Generals'.* Figure 38.

(a) **CAP**

The sea-green cap has piping and coloured band as on the everyday uniform cap. The gilt oval cap badge is placed in the centre of a gilt oak or laurel leaf cockade. The chin strap and buttons are gilt. The peak is black patent leather with gilt oak or laurel leaf insignia on the front edge. Silver laurel leaf insignia are worn by Generals of Medical, Veterinary and Legal Services.

(b) **JACKET**

The double-breasted jacket is sea-green. It is worn with a white shirt and a black tie. The marshals' star is worn on the tie. Collar and cuffs are piped in colour and gold or silver thread and have gilt oak or gilt or silver laurel leaf insignia on them. A gilt parade belt and medals and orders are worn.

(c) **SHOULDER BOARDS**

The shoulder boards are sewn on. They have a gilt background for arms and a silver background for services and are piped. Marshals' stars are gilt with piping, generals' stars are silver on the gilt background and gilt on the silver background. Full details are shown in paragraph 77.

(d) **BREECHES AND BOOTS**

The parade breeches are sea-green with piped seams. Black high boots are worn.

Gloves see Page 50



Collar insignia of a Marshal of the Soviet Union



Cuff insignia of marshals and generals.

Fig. 38
Marshals' and
Generals' summer
parade on duty
uniform.

(e) **GLOVES**

Parade gloves are white.

64. *Officers'*. Figure 39.

(a) **CAP**

The khaki cap with coloured piping and cap band and black patent leather peak, differs from the everyday cap in that it has a gilt chin strap and the oval badge is surrounded by a gilt cockade.

(b) **JACKET**

The cut of the khaki jacket is similar to that of the everyday uniform. It is worn with a khaki shirt and tie. The shoulder boards are piped and have a gilt background with silver stars for arms, and a silver background with gilt stars for services. The gorget patches are piped with gold thread and have the arm or service insignia on them. A gilt parade belt and medals and orders are worn.

(c) **OTHER ITEMS**

Other items of uniform include dark blue breeches with piping, high black boots and brown gloves:

65. *Women officers'*. Figure 40.

(a) **BERET**

The dark blue beret is worn with the gilt oval cap badge surrounded by a gilt cockade.

(b) **JACKET**

The khaki jacket worn with khaki shirt and tie is similar to that of male officers. No belt is worn.

(c) **OTHER ITEMS**

A dark blue skirt, light brown stockings, black shoes and brown gloves make up the remainder of the uniform.




Fig. 39

Officers' summer parade
on duty uniform.




Fig. 40

Women Officers' summer
parade on duty uniform.

66. *Extended Service Non-Commissioned Officers'*. Figure 41. The only differences between this uniform and that worn by officers as described in Figure 39 are the shoulder boards on the jacket and the belt. The shoulder boards are sewn on and have the predominant colour of the arm or service as background and gilt rank insignia. The belt is a Sam Browne worn without the shoulder brace.

67. *Conscripts'*. Figure 42.

(a) **CAP**

The khaki cap has coloured piping and cap band. It has a black patent leather chin strap and peak and the red star cap badge.

(b) **JACKET (ZAKRYTYI KITEL)**

The single-breasted khaki jacket has a high stand-up collar with coloured gorget patches. Gilt or silver stripes are on the gorget patches of non-commissioned officers. The brown leather belt with brass buckle and medals, badges and orders are worn.

(c) **SHOULDER BOARDS**

The background of the shoulder boards is the predominant arm or service colour. They are detachable and have gilt badges of rank and arm or service.

(d) **BREECHES AND BOOTS**

The khaki parade breeches are not reinforced at the knees and are worn with high black boots.

(e) **COLOURS**

Cap band, gorget patches and shoulder boards are the predominant colour of arm or service, the piping on the cap is in the second colour.




Fig. 41

Extended Service Non-Commissioned Officers' summer parade on duty uniform.




Fig. 42

Conscripts' summer parade on duty uniform.

Winter parade on duty uniform

68. *Marshals' and Generals'*. Figure 43. As with other forms of winter uniform, this consists of a high fur hat and a greatcoat worn over summer uniform. Special points to note about this uniform are as follows:—

(a) **COLOURS**

The greatcoat is steel-grey. Piping and gorget patches are the same as on the winter field-everyday dark grey greatcoat shown in Figure 9.

(b) **SHOULDER BOARDS**

These are sewn on and are the same as those worn on the sea-green double-breasted parade jacket.

(c) **BELT**

The gilt parade belt is worn.

(d) **OTHER ITEMS**

A white scarf and brown gloves complete the uniform.

69. *Officers'*. The differences between this uniform and that illustrated in Figure 43 are as follows:—

(a) **HAT**

The fur cap with ear flaps replaces the high fur hat except in the case of colonels.

(b) **GREATCOAT**

This has no piping and the gorget patches are in the predominant arm or service colour with badges on them.

70. *Women Officers'*. Figure 44. The steel-grey overcoat is the same pattern as the everyday field overcoat. The parade-walking out shoulder boards have the service badge above the rank insignia. High black boots replace shoes and a white scarf is worn.

71. *Extended Service Non-Commissioned Officers' and Conscripts'*. The only visible differences between winter parade on duty uniforms and winter field uniforms explained in paragraph 26 and shown in Figure 11, are that parade-walking out shoulder boards replace the field shoulder boards. Extended service non-commissioned officers wear a white scarf and conscripts do not wear a scarf.




Fig. 43

Marshals' and Generals' winter parade on duty uniform.




Fig. 44

Women Officers' winter parade on duty uniform.

Summer parade-walking out uniform

72. *Officers' and Extended Service Non-Commissioned Officers'*. The summer parade-walking out uniform for these ranks is much the same as the summer parade on duty uniform already illustrated. The differences between the two types of uniform are as follows:—

(a) **JACKET**

The jacket is worn without a belt, and medal ribbons replace medals.

(b) **TROUSERS AND SHOES**

Trousers of the same colour replace the breeches, and black shoes are worn instead of high boots.

Two patterns of officers' steel-grey summer overcoats, one for marshals and generals, and the other for officers, are shown in Figures 45 and 46. Extended service non-commissioned officers have no summer overcoat. The overcoat in Figure 45 when worn by marshals and generals with everyday uniform has gorget patches, and a cloth belt.

73. *Women officers'*. The parade-walking out dress is the same as the parade on duty uniform except that medal ribbons replace medals and the oval cap badge replaces the badge with a cockade.

74. *Conscripts'*. The parade on duty and parade-walking out uniforms are identical.

Winter parade-walking out uniform

75. *General rules.* The parade-walking out greatcoat is worn over the parade-walking out uniform. By officers, it is worn with the lapels turned down and with a white scarf. Conscripts, however, wear their greatcoats fastened at the collar.

76. Women officers wear ankle boots and may wear a fur collar buttoned on to the overcoat collar.




Fig. 45

Summer parade-walking out overcoat of a Marshal of the Soviet Union.




Fig. 46

Officers' summer parade-walking out overcoat

Parade-Walking Out shoulder boards

77. Officers'. Figure 47.

(a) BACKGROUND

Marshals and generals wear shoulder boards with a gold background except generals of Medical, Veterinary and Legal Services who wear shoulder boards with a silver background. The background of officers' shoulder boards is gold for arms and silver for Engineer-Technical, Intendance, Medical, Veterinary, Legal and Administrative Services.

(b) BADGES OF RANK

Marshals' stars are gold and are piped. Silver stars are worn on a gold background and gold stars on a silver background.

(c) BADGES OF ARM OR SERVICE

Since badges of arm or service are worn on gorget patches they are not worn on officers' shoulder boards. Women officers wear them on their overcoat shoulder boards since the overcoat has no gorget patches. Chief marshals and marshals of Artillery, Armour, Engineer and Signals Arms wear badges of their arm on their shoulder boards.

(d) COLOURS OF PIPING AND CENTRE STRIPES

All parade-walking out shoulder boards are piped. The colour of the piping on marshals and generals shoulder boards follows the rules given in paragraph 38(b). Other officers have shoulder boards piped with the second colour of arm or service according to the table given in paragraph 12. Centre stripes are also of the second colour of arm or service, but the exceptions to this rule are shown in paragraph 38(e).

78. Other ranks'. Figure 47.

(a) Extended service non-commissioned officers wear sewn on shoulder boards of the predominant arm or service colour with braid badges of rank, gold for arms and silver for services.

(b) Conscripts wear detachable shoulder boards which have in addition the arm or service badge on them.





Fig. 47 Parade-walking out shoulder boards.

Parade-Walking Out cap insignia

79. *Marshals', Generals' and Officers.'* Figure 48. The cockades, emblems and embroidered ornaments worn on the cap bands and peaks of marshals' and generals' caps are illustrated. The oval cap badge with cockade is also shown.

Parade-Walking Out gorget patches

80. The gorget patches on the jackets of officers and extended service non-commissioned officers are similar to those on everyday jackets except that they are piped with gold thread. The colour is the predominant one of the arm or service and badges are worn on them.

81. The insignia worn on the collars of marshals' and generals' parade jackets are illustrated in Figure 38.

82. The gorget patches on conscripts' jackets are coloured with the predominant colour of the arm or service. Arm or service badges are not worn on them. Non-commissioned officers wear braid stripes on their gorget patches, gold for arms and silver for services.



Marshal of the Soviet Union



Marshals and Generals.



Officers.

Fig. 48 Parade-walking out cap insignia of marshals, generals and officers.

CHAPTER 4

MISCELLANEOUS UNIFORMS

SECTION 9. — UNIFORMS OF OFFICER CANDIDATES

Outline

83. Officer candidates wear the same orders of dress as those worn by conscripts. Except that shoulder boards of officer candidates are distinct, and that dark blue breeches with no piping on the outer seams are worn instead of khaki breeches with parade-walking out uniform, the uniforms are the same as those worn by conscripts and already described in Chapter 3.

Arm or service colours.

84. The arm or service colours worn on peaked caps and gorget patches follow the normal rules. Shoulder board colours are described below.

Shoulder boards.

85. Officer candidates are easily recognised by their shoulder boards. These are illustrated in Figure 49, and they have the following features:—

(a) **BACKGROUND**

The background colour is the predominant one of the arm or service.

(b) **BRAID**

The background is edged with wide braid which is gold for arms and silver for services.

(c) **BADGES OF RANK**

These are the same colour as the braiding and are superimposed.

(d) **ARM OR SERVICE BADGES**

Arm or service badges are worn above the badges of rank on the background. As in the case of other uniforms, they are not worn on greatcoat shoulder boards since they are worn on the gorget patches.

(e) **PIPING**

The piping is of the second colour of the arm or service except for troops wearing **MAGENTA/MAGENTA** and **BLACK/DARK BLUE** who wear **BLACK** piping.



Officer Candidate
(KURSANT)
Starshina of
Motorised
Rifle Troops.



KURSANT Senior
Sergeant of
Artillery



KURSANT
Sergeant of
Tank Troops.



KURSANT
Junior Sergeant
Intendance
Service



KURSANT
Lance Corporal
Engineer Troops.



KURSANT
Airborne Troops.

Fig. 49 Shoulder boards of officer candidates.

SECTION 10. — UNIFORMS OF CADETS


86. Cadets are members of Suvorov Military Schools. Their distinctive uniforms are illustrated in Figures 50 and 51. RED/WHITE is the colouring system for designation. The large red shoulder boards have white piping and show in Cyrillic lettering the particular Suvorov Military School.



Summer.

Winter.

Fig. 50
Parade-walking out
uniforms of Suvorov
Military School
Cadets.



Summer I.

Summer II.

Winter.

Fig. 51
Everyday-field
uniforms of Suvorov
Military School Cadets.

SECTION 11. — UNIFORMS OF WORKMEN IN MILITARY
CONSTRUCTION DETACHMENTS

Orders of dress

87. Workmen in military construction detachments wear walking out and work dress. These uniforms are illustrated in Figures 52, 53 and 54.

88. *Summer walking out dress.* Figure 52. With the exceptions of the peaked cap, the diamond-shaped gorget patches with service badge and the lack of shoulder boards, the uniform is similar to the normal everyday-field uniform for conscripts.

89. *Winter walking out dress.* Figure 53. A new item of winter dress, the khaki short double-breasted coat with quilted lining (VATNAYA DVUBORTNAYA KURTKA) is shown. Characteristically it has no shoulder boards and the gorget patches are diamond-shaped. This coat is worn over the walking out uniform. A fur hat with ear flaps replaces the peaked cap worn in summer.

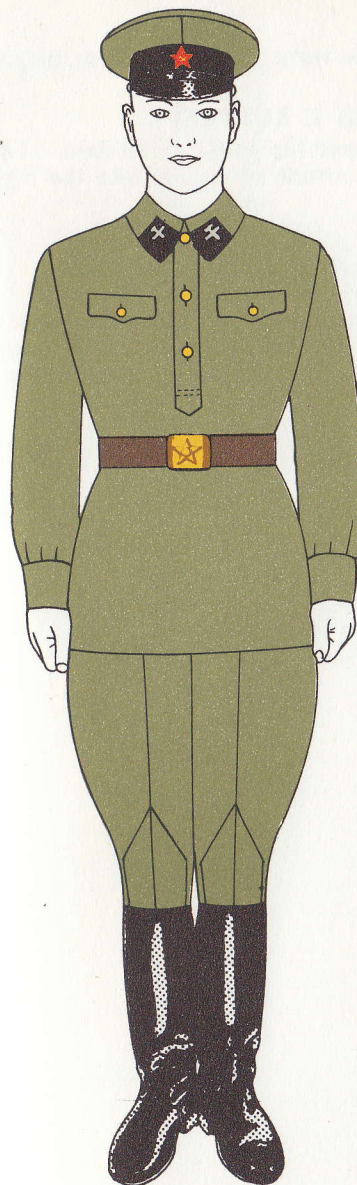


Fig. 52

Summer walking out uniform
of workmen in Military
Construction Detachments.



Fig. 53

Winter walking out uniform
of workmen in Military
Construction Detachments.

90. *Summer work dress.* Figure 54. In winter, the fur cap and short coat shown in Figure 53 are worn.

(a) **WORK JACKET (KURTKA)**

The plain khaki jacket may be worn either outside or tucked into the trousers.

(b) **WORK TROUSERS (BRYUKI K KURTKE)**

The khaki trousers have front and hip pockets with flaps. The trousers may be worn either outside or tucked into the high boots.

SECTION 12. — WORK DRESS IN ARMS AND SERVICES

91. In appearance, work dress worn by troops of arms and services is little different to normal field uniform. Work dress consists of items of field clothing which have exceeded the official period for wear but are still wearable.

92. In winter, the khaki short coat may be issued in place of a greatcoat. When worn by troops, including officer candidates, this coat has the appropriate everyday field shoulder boards sewn on and normal arm or service gorget patches as shown in Figure 55.




Fig. 54

Summer work dress of Workmen
of Military Construction
Detachments.




Fig. 55

Winter work dress of troops and
officer candidates of arms and
services.

CHAPTER 5

TITLES, ORDERS, MEDALS AND BADGES

SECTION 13. — GENERAL

93. Because of the variety of services which are recognised by awards and the Soviet custom of issuing and wearing two or more identical medals, instead of adding insignia to the original ribbon to indicate multiple awards, Soviet soldiers are among the most decorated troops in the world.

94. Decorations are authorized by the Praesidium of the Supreme Soviet and are divided into the following categories:—

- (a) Highest Titles of Distinction.
- (b) Orders of the USSR.
- (c) Medals of the USSR.

95. The most common decorations and badges are described in this Chapter and are listed in order of precedence. The regulations for wearing orders, medals and badges are given in Section 17.

96. Although granted by the Praesidium of the Supreme Soviet, stars worn by marshals are not listed among the Orders of the Soviet Union. The star pinned to the tie of a Marshal of the Soviet Union is shown in Figure 56. Stars of other marshals have no diamonds between the points and are slightly smaller.

SECTION 14. — TITLES AND ORDERS

97. *Hero of the Soviet Union.* This is the Highest Title of Distinction and is awarded for a personal deed of heroism. Recipients are also granted the Gold Star Medal and the highest decoration of the Soviet Union, the Order of Lenin. This title and the decorations may be awarded up to three times.

98. *The Gold Star Medal.* Figure 56. This medal is awarded only with the title Hero of the Soviet Union. There is no ribbon for this medal and it is always worn on the left breast above all other awards.

99. *The Order of Lenin.* Figure 56. This order was instituted on 5th May 1930 and is awarded for outstanding service over a stipulated period of time, in addition to being awarded with the title of Hero of the Soviet Union.

100. *The Order of the Red Banner.* Figure 56. Instituted in 1918 for awards made by Union Republics, this order became a decoration of the USSR on 1st August 1924. It is awarded both for outstanding courage on active service and since 1944, for long service to all officers and non-commissioned officers. It may be granted on a collective basis to units and schools.


101. *The Order of Victory.* Figure 56. Instituted on 8th November 1943, this order is awarded to members of the High Command for successful operations involving one or more army groups. Unlike other orders without ribbons attached, the Order of Victory is worn on the left breast to the left of all other orders and medals.



Star of Marshal of the Soviet Union

Gold Star Medal

Order of Lenin



Order of the Red Banner

Order of Victory

Fig. 56


Titles and Orders

102. *The Order of Suvorov.* Figure 57. This order is in three classes. Instituted on 27th July 1942, it is awarded to commanders at all levels for outstanding leadership, organising ability and perseverance leading to decisive victory in battle. The three classes are awarded as follows:—

- (a) *1st Class.* Front (Army Group) and army commanders, their deputies, chiefs of staff, heads of operations directorates and sections and arms commanders.
- (b) *2nd Class.* Corps, divisional and brigade commanders.
- (c) *3rd Class.* Regimental commanders and chiefs of staff, battalion and company commanders.

103. *The Order of Kutuzov.* Figure 57. This order, which is divided into three classes, was instituted on 29th July 1942. It is awarded to commanders of army groups and independent formations for successful operations which inflict heavy losses on the enemy while retaining the battle worthiness of their own troops. The classes are awarded as follows:—

- (a) *1st Class.* Front and army commanders, their deputies and chiefs of staff.
- (b) *2nd Class.* Corps, divisional and brigade commanders and their chiefs of staff.
- (c) *3rd Class.* Regimental, battalion and company commanders and regimental chiefs of staff.



Order of Suvorov



Order of Kutuzov

Fig. 57

104. *The Order of Bogdan Khmel'nitskii.* Figure 58. The order is in three classes and was instituted on 10th October 1943. It is awarded to all ranks and to leaders and members of partisan forces for outstanding merit. Classes are awarded as follows:—


- (a) *1st Class.* Front and army commanders, their deputies, chiefs of staff, heads of operations directorates or sections, commanders of arms and leaders of partisan forces of equivalent status.
- (b) *2nd Class.* Corps, divisional, brigade and regimental commanders, their deputies and chiefs of staff, formation commanders of partisan forces, their deputies and chiefs of staff.
- (c) *3rd Class.* Officers up to battalion commander, all other ranks, and equivalent ranks in partisan forces.

105. *The Order of Aleksandr Nevskii.* Figure 58. Instituted on 29th July 1942, this order is awarded to divisional, brigade, regimental after battalion company and platoon commanders for personal bravery and skilful command of their units in action.

106. *The Order of the War for the Fatherland.* Figure 58. This order is in two classes and was instituted on 20th May 1942. It is awarded to all ranks for personal valour in action.

107. *The Order of the Red Star.* Figure 58. Instituted on 6th April 1930, this decoration is awarded individually to all ranks and collectively to units for outstanding services in defence of the Soviet Union both in peace and war.

108. *The Order Symbol of Honour.* Figure 58. This order was instituted on 25th November 1935 and is awarded individually and collectively for contributions in all spheres of national life including national defence.



Order of Bogdan Khmel'nitskii



Order of Aleksandr Nevskii

Order of the War for the Fatherland



Order of the Red Star

Order Symbol of Honour

Fig. 58

109. *The Order of Glory.* Figure 59. This decoration is awarded to non-commissioned officers for glorious deeds on active service. It was instituted on 8th November 1943 and is in three classes.

SECTION 15. — MEDALS

110. *The medal For Valour.* Figure 59. Instituted on 17th October 1938 this medal is awarded to all ranks for personal valour in a theatre of operations, in defence of the state frontiers and for activities against spies and subversive elements.

111. *The medal for Battle Merit.* Figure 59. This decoration is awarded to all ranks for risking their lives to contribute to the success of front line operations. It is also awarded to officers and extended service non-commissioned officers for long service. It was instituted on 17th October 1938.

112. *Commemoration medal Twenty Years of the Workers' and Peasants' Red Army.* Figure 59. This medal was awarded to all officers who had either twenty years of uninterrupted service on 23rd February 1938 or who had proved their merit during the Civil War and were serving on this date. It was instituted on 24th January 1938.



1st Class

2nd Class

3rd Class

Order of Glory



Medal for Valour



Medal for Battle Merit



Commemoration Medal
Twenty Years of the
Workers' and Peasants'
Red Army

Fig. 59

Defence medals

113. Medals for the defence of cities and regions are shown in Figure 60 below.



Fig. 60

Campaign medals

114. The medals for Victory over Germany and Japan are shown in Figure 61 below.




Fig. 61

Medal for Victory over Germany
During the Great War
for the Fatherland 1941-1945

Medal for Victory over
Japan

115. Medals for the capture of certain cities during the Second World War are shown in Figure 62 below.



Fig. 62

116. Medals for the liberation of Belgrade, Warsaw and Prague are illustrated in Figure 63 below.



Fig. 63

Commemoration medals

117. Figure 64 shows the commemoration medals for the Thirtieth and Fortieth Anniversaries of the Soviet Army and Navy. These were instituted on 23rd February 1948 and 1958 and awarded to all ranks serving in the regular forces on those dates.



Fig. 64

118. *Medal for Good Conduct.* Figure 65. The three classes of this medal are awarded for twenty, fifteen and ten years of blameless service respectively on 23rd February each year to all ranks.



Fig. 65

SECTION 16. — BADGES

General

119. Numerous badges are awarded to all ranks to denote both military and political status, military educational achievement, and proficiency in both employment and athletics. Details of badges are given in order of precedence and are illustrated in Figure 66.

120. *Tankmen's badge.* Awarded to officers after qualification tests. There are four standards. Master 1, 2 and 3 Class.

121. *Guards badge.* Instituted in the early days of the Second World War, this badge was granted on a collective basis to units and formations with an outstanding record in action. Such units and formations carry the prefix "Guards". Individuals serving with Guards Units wear the badge, and those present when a unit earns such a title may wear the badge for the rest of their service regardless of unit.

122. *Badges for graduates of educational institutions.* Three types of such badges are known:—

- (a) Prior to 1st January 1958 for officers.
- (b) Post 1st January 1958 for officers.
- (c) For graduates of Suvorov Military Schools.

123. *Badge for Outstanding Achievement in Gunnery Training.* No details of this badge are available.

124. *Proficiency badge.* Instituted on 1st May 57, this badge is granted to outstanding soldiers once during their military service. It has replaced the specialist badges created during the Second World War.

125. *Classified Specialists' badges.* These proficiency badges were instituted during the Second World War for other ranks. The specialities are denoted by insignia at the bottom of the badges.

126. *Parachutist badges.* The following badges are worn:—

- (a) Instructor parachutist.
- (b) Proficient parachutist.
- (c) Parachutist.

The parachutist badges illustrated have not been defined.

127. *Extended Service badge.* This badge is worn by other ranks who volunteer for service beyond the period of conscription. The length of service is shown on a small plaque suspended from the badge.

128. *Badges of deputies of Supreme Soviets.* The inscription on the flag shows the status of the wearer.

129. *VLKSM (League of Communist Youth) badge.* The badge is worn by all members of KOMSOMOL.

130. *Badges of Winners of Lenin and Stalin prizes.* No details of these badges are available.

131. *Athletics badges.* The sports badge Ready for Labour and Defence is shown. It is awarded in three classes on a points system to athletes up to the age of thirty who have excelled in athletic competitions.

Wound stripes see Page 84



Fig. 66

132. *Wound stripes.* Wounds are classified as serious and minor. The gold stripe denotes a serious wound, the red stripe a minor wound.

SECTION 17. — RULES FOR WEARING DECORATIONS

General

133. All orders, medals and badges are worn on parade. For off-parade dress, orders and medals are replaced by order and medal ribbons.

Orders and medals

134. Orders and medals suspended from ribbons are worn on the left breast, and decorations without ribbons are worn on the right breast. Decorations are mounted on brooch bars and these are worn either along the jackets' left lapel edge, from its bottom upwards, or from right to left on jackets with the stand-up collar. Orders worn on the right breast are mounted singly in one or more rows. The two exceptions to these rules are the Gold Star medal, which is worn on the left breast above all other orders and medals, and the Order of Victory, which is worn on the left breast to the left of all other orders and medals. Foreign orders and medals are worn below those of the Soviet Union.

Badges

135. With two exceptions, badges are worn on the right breast either below orders and medals, or in their absence, in their place. The exceptions are the KOMSOMOL (League of Communist Youth) badge and the badges of Deputies of Supreme Soviets. The KOMSOMOL badge is worn either in the middle of the left breast, or in place of medal ribbons, if these are absent. Badges of Deputies of Supreme Soviets are worn in the centre of the left lapel, level with the button hole, or on jackets and blouses without lapels, centrally above orders and medals or ribbons. Wound stripes are worn only on Field and Everyday uniform above other badges.

ARM AND SERVICE COLOURS FOR ITEMS OF UNIFORM

APPENDIX 1

Serial	Arm/Service Rank	Shoulder Boards			
		Background	Piping	Centre Stripes	NCO's Rank Insignia
(a)	(b)	(c)	(d)	(e)	(f)
1.	Marshal of the Soviet Union	Gold	Red		
2.	Motorised Rifle Troops				
(a)	Generals	Gold	Red		
(b)	Officers	Gold	Magenta	Magenta	
(c)	NCO's and men	Magenta			Gold
(d)	Officer candidates	Magenta	Black		Gold
3.	Artillery				
(a)	Marshals and generals	Gold	Red		
(b)	Officers	Gold	Red	Red	
(c)	NCO's and men	Black			Gold
(d)	Officer candidates	Black	Red		Gold
4.	Armoured Troops				
(a)	Marshals and generals	Gold	Red		
(b)	Officers	Gold	Red	Red	
(c)	NCO's and men	Black			Gold
(d)	Officer candidates	Black	Red		Gold
5.	Technical Troops				
(a)	Generals	Gold	Magenta		
(b)	Officers	Gold	Black	Black	
(c)	NCO's and men	Black			Gold
(d)	Officer candidates	Black	Black		Gold
6.	Chemical Troops				
(a)	Officers	Gold	Black	Black	
(b)	NCO's and men	Black			Gold
(c)	Officer candidates	Black	Black		Gold
7.	Motor Transport Troops				
(a)	Officers	Gold	Red	Red	
(b)	NCO's and men	Black			Gold
(c)	Officer candidates	Black	Red		Gold
8.	Railway Troops				
(a)	Officers	Gold	Light Blue	Black	
(b)	NCO's and men	Black			Gold
(c)	Officer candidates	Black	Black		Gold
9.	Military Communications Service				
(a)	Officers	Gold	Light Blue	Black	
10.	Engineer-Technical Service				
(a)	Generals	Gold			
(b)	Officers	Silver			
(c)	NCO's	See (n)			Silver
11.	Intendance Service				
(a)	Generals	Gold	Magenta		
(b)	Officers	Silver	Magenta	Magenta	
(c)	Officer candidates	Magenta	Black		Silver

Gorget Patches			Peaked Cap		Breeches/Trousers	Remarks
Background	Piping	NCO's Stripes	Band	Piping	Outer Seam Stripes	
(g)	(h)	(j)	(k)	(l)	(m)	
Red	Gold		Red	Red	Red	
Red	Gold		Red	Red	Red	
Magenta			Magenta	Magenta	Magenta	
Magenta		Gold	Magenta	Magenta	Magenta	
Magenta		Gold	Magenta	Magenta	Magenta	
Black Velvet	Gold		Black Velvet	Red	Red	
Black Velvet			Black Velvet	Red	Red	
Black Velvet		Gold	Black	Red	Red	
Black		Gold	Black	Red	Red	
Black		Gold	Black	Red	Red	
Black Velvet	Gold		Black Velvet	Red	Red	
Black Velvet			Black Velvet	Red	Red	
Black		Gold	Black	Red	Red	
Black		Gold	Black	Red	Red	
Magenta	Gold		Magenta	Magenta	Magenta	
Black			Black	Dark Blue	Dark Blue	
Black		Gold	Black	Dark Blue	Dark Blue	
Black		Gold	Black	Dark Blue	Dark Blue	
Black		Gold	Black	Black	Black	
Black		Gold	Black	Black	Black	
Black		Gold	Black	Black	Black	
Black Velvet			Black Velvet	Red	Red	
Black		Gold	Black	Red	Red	
Black		Gold	Black	Red	Red	
Black Velvet			Black Velvet	Light Blue	Light Blue	
Black		Gold	Black	Dark Blue	Dark Blue	
Black		Gold	Black	Dark Blue	Dark Blue	
Black Velvet			Black Velvet	Light Blue	Light Blue	
Black Velvet			Black Velvet	Light Blue	Light Blue	
Black Velvet			Black Velvet	Light Blue	Light Blue	
Remaining detail see (n)						As for Arm served in
Remaining detail see (n)						As for Arm served in
Remaining detail see (n)		Silver				As for Arm served in
Magenta	Gold		Magenta	Magenta	Magenta	
Magenta			Magenta	Magenta	Magenta	
Magenta		Silver	Magenta	Magenta	Magenta	

ARM AND SERVICE COLOURS FOR ITEMS OF UNIFORM

Serial	Arm/Service Rank	Shoulder Boards			
		Background	Piping	Centre Stripes	NCO's Rank Insignia
(a)	(b)	(c)	(d)	(e)	(f)
12.	Medical and Veterinary Services				
(a)	Generals	Silver	Red	Red	
(b)	Officers	Silver	Red	Red	
(c)	NCO's	See (n)	Red	Red	Silver
(d)	Officer candidates	Dark Green	Red	Red	Silver
13.	Legal Service (Justice)				
(a)	Generals	Silver	Red	Red	
(b)	Officers	Silver	Red	Red	
14.	Administrative Service				
(a)	Officers	Silver	Red	Red	
(b)	NCO's	See (n)	Red	Red	Silver
(c)	Officer candidates	Black	Black	Red	Silver
15.	Suvorov School Cadets	Red	White		
16.	Workmen in Military Construction Detachments				

NOTES

1. *Shoulder boards.* On all khaki everyday-field shoulder boards. Officers have no piping, and non-commissioned officers have red rank insignia.
2. *Gorget patches.* Officers' parade-walking out jackets have gold thread piping on gorget patches.
3. *Parade-Walking Out uniform.* Embroidery generally, and chin straps on peaked caps are gold, except those of generals of Medical, Veterinary and Legal Services which are silver.

General rules for the wearing of uniform.

APPENDIX 1 (continued)

Gorget Patches			Peaked Cap		Breeches/Trousers	Remarks
Background	Piping	NCO's Stripes	Band	Piping	Outer Seam Stripes	
(g)	(h)	(j)	(k)	(l)	(m)	
Dark Green	Silver		Dark Green	Red	Red	As for Arm of unit.
Dark Green			Dark Green	Red	Red	
Dark Green		Silver	Dark Green	See (n)		
		Silver		Red		
Red	Silver		Red	Red	Red	As for Arm of unit At military technical schools for POL and firefighting
Magenta			Magenta	Magenta	Magenta	
		Silver	Dark Green	Red	Red	
Dark Green			Black	See (n)		
Black		Silver	Black	Dark Blue		
Red	White		Red	White	Red	
Black			Black			

4. Personnel belonging to sub-units of an Arm or Service, on the strength of a unit (or school) wear the uniform of that unit, but with their own Arm or Service badges.
5. Airborne troops wear the uniform, shoulder boards and gorget patches of their unit's Arm, but with the badge of Airborne troops.
6. Air Defence Troops wear the uniform, shoulder boards, gorget patches and Arm or Service badges of their unit's Arm.
7. Officers of the Legal, Intendance, Medical, Veterinary and Administrative Services always wear the uniforms of their own Service regardless of the Arm in which they serve.

GLOSSARY OF TERMINOLOGY

APPENDIX 2

SUBJECT	TERMINOLOGY	TRANSLITERATION	
1. Arms and Services	Motorized Rifle Troops	Motostrelkovye Voiska	
	Artillery	Artilleriya	
	Armoured Troops	Bronetankovye Voiska	
	Engineer Troops	Inzhenernye Voiska	
	Signals Troops	Voiska Svyazi	
	Chemical Troops	Khimicheskije Voiska	
	Motor Transport Troops	Avtomobilnye Voiska	
	Railway Troops	Zheleznodorozhnye Voiska	
	Radio-Technical Troops	Radiotekhnicheskije Voiska	
	AA Searchlight Troops	Zenitno-Prozhektornye Voiska	
	Road Building Units	Dorozhnye Chasti	
	Construction Units	Stroitelnye Chasti	
	Pipe Laying Units	Truboprovodnye Chasti	
	Topographic Service	Topograficheskaya Sluzhba	
	Military Communications Service	Sluzhba Voennykh Soobshchenii	
	Engineer-Technical Service	Inzhenerno-Tekhnicheskaya Sluzhba	
	Intendance Service	Intendantskaya Sluzhba	
	Medical Service	Meditinskaya Sluzhba	
	Veterinary Service	Veterinarnaya Sluzhba	
	Legal Service (Justice)	Yustitsiya	
Administrative Service	Administrativnaya Sluzhba		
Suvorov School Cadets	Vospitanniki Suvorovskikh Voennykh Uchilishch		
Workmen of Military Construction Detachments	Rabochie Voennostroitelnykh Otryadov		
Uniform			
	2. Head-dress	Peaked cap	Furazhka
		Field service cap	Pilotka
		High fur hat	Papakha
		Fur cap with ear flaps	Shapka-Ushanka
Tank helmet		Tankobyyi Shlem	
Steel helmet	Stalnoi Shlem		

APPENDIX 2 (continued)

SUBJECT	TERMINOLOGY	TRANSLITERATION	
Uniform—continued			
	3. Jackets, etc.	Open neck jacket	Otkrytyi Kitel
Jacket with stand-up collar		Zakrytyi Kitel	
Tunic		Mundir	
Blouse		Gimnastyorka	
Top shirt		Verkhnyaya Rubashka	
Work jacket		Kurtka	
Shoulder boards		Pogony	
Gorget patches		Petlitsy	
4. Trousers, etc.		Trousers	Bryuki
		Breeches	Bryuki
	Work trousers	Bryuki K Kurtke	
5. Footwear	High boots	Sapogi	
	Shoes	Polubotinki	
	Felt boots	Valenki	
6. Topcoats	Greatcoat	Shinel	
	Fur-lined overcoat	Bekesha	
	Quilt-lined double-breasted short coat	Dvubortnaya Vatnaya Kurtka	
	Padded jacket	Vatnaya Telogreika	
	$\frac{3}{4}$ -length sheepskin coat	Polushubok	
	Summer overcoat	Letnee Palto	
	Women officers' overcoat	Palto Dlya Zhenshchin-Ofitserov	
	Rain cape	Plashch-Nakidka	
	7. Accoutrements	Sam Browne belt	Kozhanoe Snaryazhenie
		Leather belt	Poyasnoi Remen
Parade belt		Paradnyi Poyas	
8. Orders, etc.	Gloves	Perchatki	
	Orders	Ordena	
	Medals	Medali	
	Badges	Hagrudnye Znaki	
	Medal ribbons	Lenty Ordenov	

